
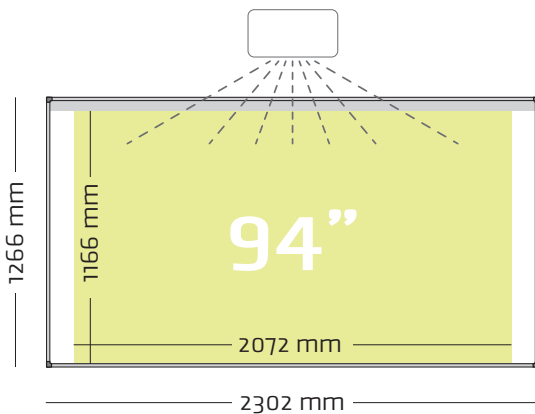


WRITABLE PROJECTION BOARDS



Writable projection boards (softline frame) - 126 x 231 cm

Matt-white enamelled projection board for interactive finger-touch projectors, such as Epson EB-1485Fi. With grey strip for installing touch sensor. Anodised aluminium softline profile with grey plastic corner pieces. Magnetic and dry erase. Includes 30 mm pen tray.



Specifications

General

Description: Whiteboard Softline alu prof 8mm enamel matt white

Article number: 11103.380

Viewing size (HxW): 1180 x 2272 mm

Outer dimension (HxW): 1266 x 2302 mm

Aspect ratio: 16:9

Touch interactive: yes

Gloss level: 60%: reduced glare/hotspot

Most suited for: hybrid projection (very good compromise between projection and writing)

Magnetic: Yes

Mounting: Wall mounted

Construction

1. Surface: Matt white enamel steel of 0.4 mm

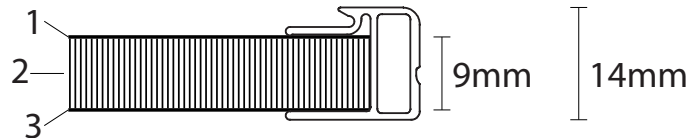
1.2 Surface: Grey sublimated sheet for positioning touch sensor

2. Carrier: Chipboard 8 mm (FSC Mix Credit)

3. Backing: Galvanized steel plate of 0.4 mm

4. Framing: Anodized aluminum softline 8 mm frame

5. Corner pieces: Grey, synthetic



Guarantee

Enamel steel surface: lifelong

Overall: 2 years

Packaging

Schrink foil



Included

- Mounting material
- Pen tray (30 cm)



The mark of
responsible forestry
FSC® C137061

